

# 积层带通滤波器（平衡输出型）

## 2.4GHz W-LAN/Bluetooth用

### DEA系列

Type:	DEA202450BT-7171A1 (2.0×1.25×0.6mm max.)
	DEA202450BT-7190A1 (2.0×1.25×0.6mm max.)
	DEA202450BT-7099A1 (2.0×1.25×0.8mm max.)
	DEA202450BT-7100C1 (2.0×1.25×0.8mm max.)
	DEA202350BT-7196A1 (2.0×1.25×0.9mm)
	DEA202450BT-7077A1 (2.0×1.25×0.95mm)
	DEA202450BT-7089C3 (2.0×1.25×1.0mm max.)
	DEA202450BT-7112B1 (2.0×1.25×1.0mm max.)
	DEA202450BT-7112E1 (2.0×1.25×1.0mm max.)

Issue date: December 2010

# 积层贴片带通滤波器 (平衡输出型) 蓝牙和2.4GHz W-LAN用

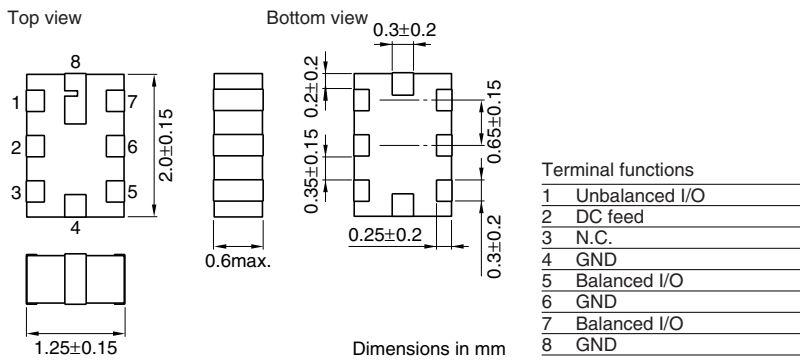
RoHS指令对应产品

DEA系列 DEA202450BT-7171A1

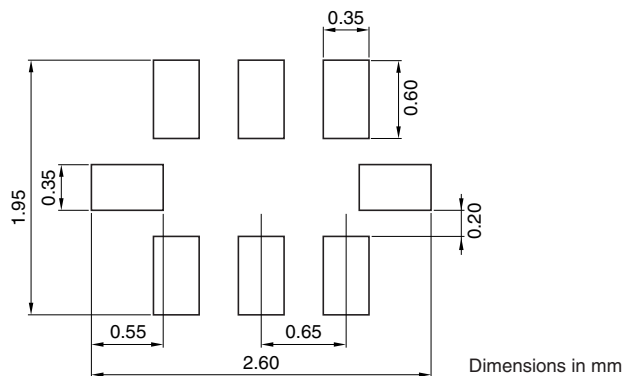
### 特点

- 超小型平衡带通滤波器。
- 与 $34+j60\Omega$ 匹配。
- 尺寸为 $2.0 \times 1.25\text{mm}$ 。
- 厚度为最大 $0.6\text{mm}$ 的低背型。

### 形状·尺寸



### 推荐印刷电路板图样

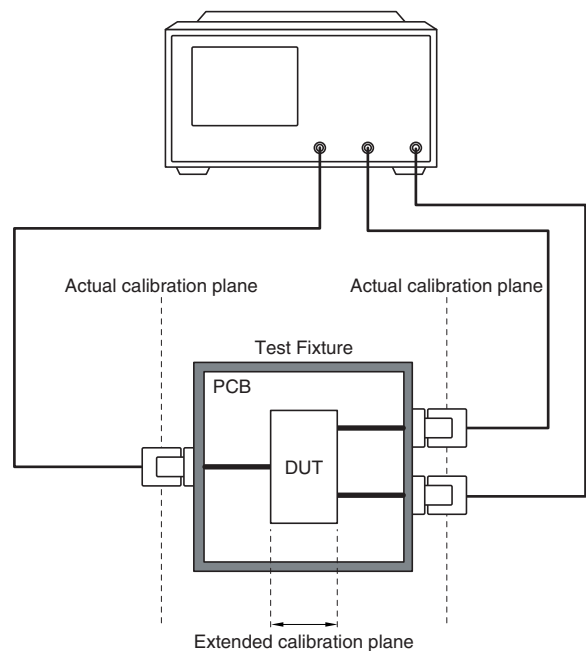


Note 1: Pin 2 of the filter provides a DC feed connection to the balanced ports.

In the event that this function is used, pin 2 should be connected to ground using a de-coupling capacitor.

Note 2: In the event that the pin 2 function is not used, the pin should be left unconnected.

### EVALUATION SETUP



Note 1: The Port Extension function on the Network Analyser is used to extend the calibration plane to the DUT terminals.

Note 2: Loss in the PCB traces is compensated for by measurement data taken on a PCB Thru' line.

● RoHS 指令的对应: 表示除了依据 EU Directive 2002/95/EC 免除的用途之外, 未使用铅, 镉, 汞, 六价铬及特定溴系难燃剂 PBB, PBDE 等。

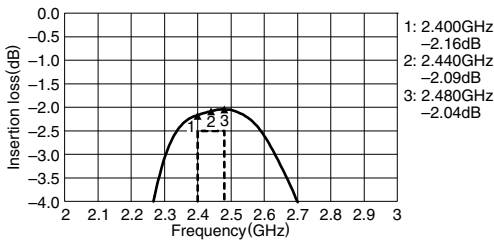
· 记载内容, 在没有予告的情况下有可能改进和变更, 请予以谅解。

### 电气特性

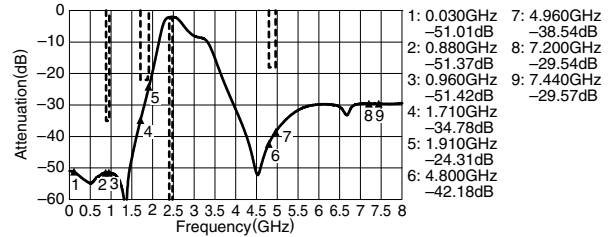
插入损耗	[2402 to 2480MHz]	3.0dB max.
单端特性阻抗	—	50Ω (Nominal)
平衡端口特性阻抗	—	34 + j60Ω
不平衡VSWR	[2402 to 2480MHz]	2max.
平衡VSWR (遵守公称平衡阻抗)	[2402 to 2480MHz]	2max.
衰减量	[880 to 960MHz]	35dB min.
	[1710 to 1880MHz]	22dB min.
	[1880 to 1910MHz]	20dB min.
	[2110 to 2170MHz]	—
	[4804 to 4960MHz]	18dB min.
平衡端口相位差	[2402 to 2480MHz]	180±10.0°
平衡端口电平差	[2402 to 2480MHz]	0±2dB
温度范围	工作时	-40 to +85°C
	保存时	-40 to +85°C

### 频率特性

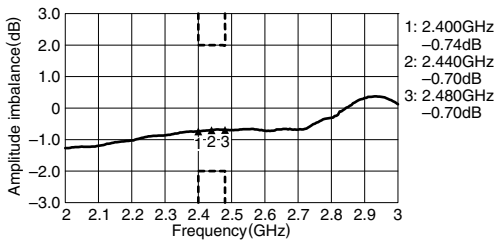
#### SDS21 INSERTION LOSS



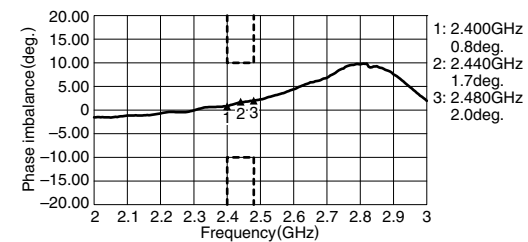
#### SDS21 ATTENUATION



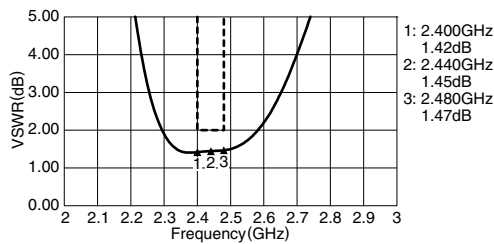
#### AMPLITUDE IMBALANCE



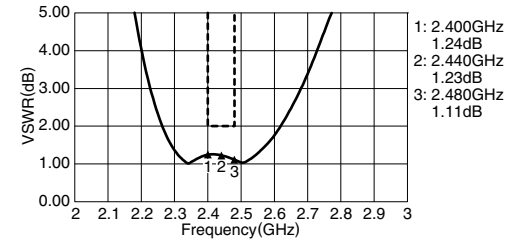
#### PHASE IMBALANCE



#### SSS11 VSWR

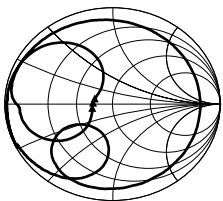


#### SDD22 VSWR

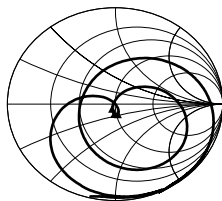


### SMITH CHARTS

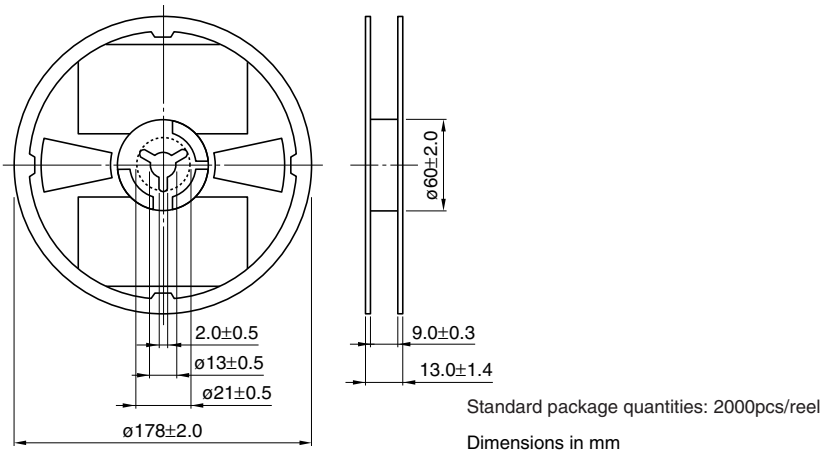
#### SSS11



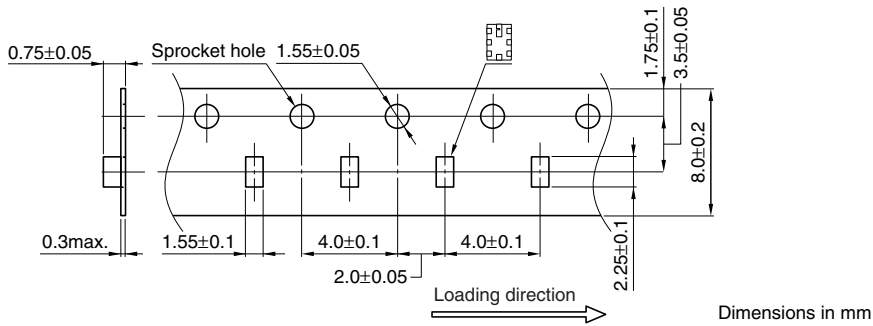
#### SDD22



包装形式  
卷尺寸



卷带尺寸



# 积层贴片带通滤波器 (平衡输出型) 蓝牙和2.4GHz W-LAN用

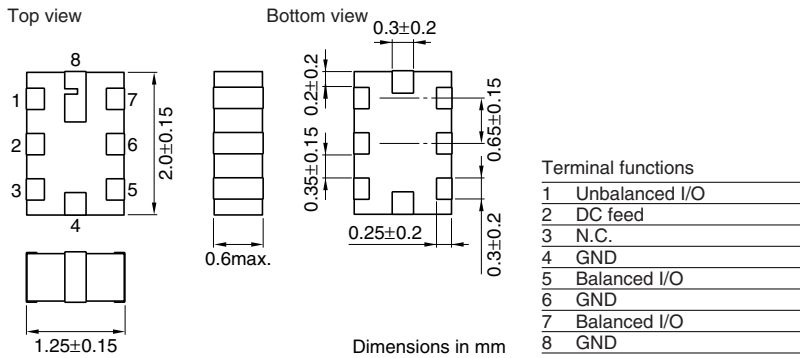
RoHS指令对应产品

DEA系列 DEA202450BT-7190A1

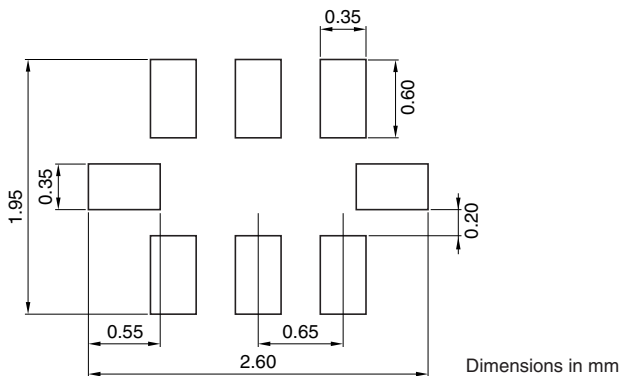
## 特点

- 超小型平衡带通滤波器。
- 与 $34+j60\Omega$ 匹配。
- 尺寸为 $2.0\times 1.25\text{mm}$ 。
- 厚度为最大 $0.6\text{mm}$ 的低背型。

## 形状·尺寸



## 推荐印刷电路板图样

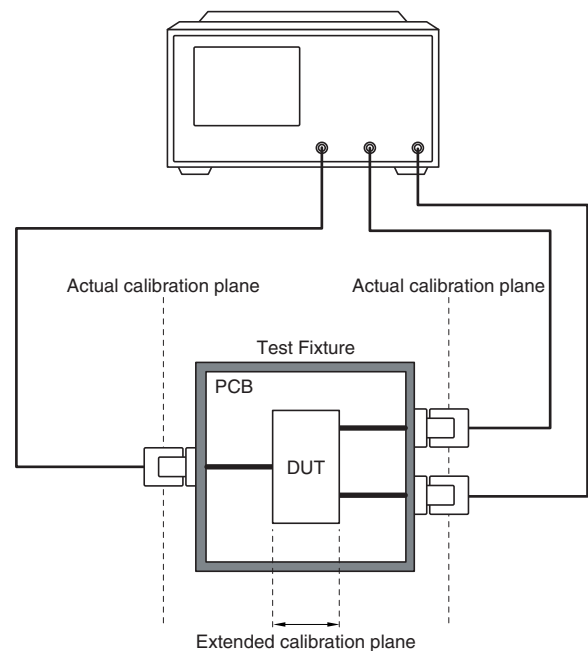


Note 1: Pin 2 of the filter provides a DC feed connection to the balanced ports.

In the event that this function is used, pin 2 should be connected to ground using a de-coupling capacitor.

Note 2: In the event that the pin 2 function is not used, the pin should be left unconnected.

## EVALUATION SETUP



Note 1: The Port Extension function on the Network Analyser is used to extend the calibration plane to the DUT terminals.

Note 2: Loss in the PCB traces is compensated for by measurement data taken on a PCB Thru' line.

● RoHS 指令的对应: 表示除了依据 EU Directive 2002/95/EC 免除的用途之外, 未使用铅, 镉, 汞, 六价铬及特定溴系难燃剂 PBB, PBDE 等。

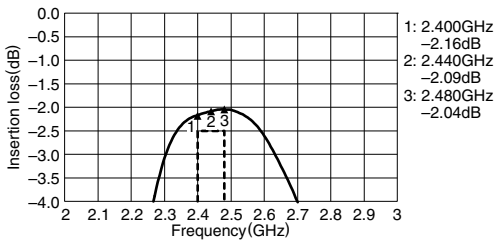
· 记载内容, 在没有予告的情况下有可能改进和变更, 请予以谅解。

### 电气特性

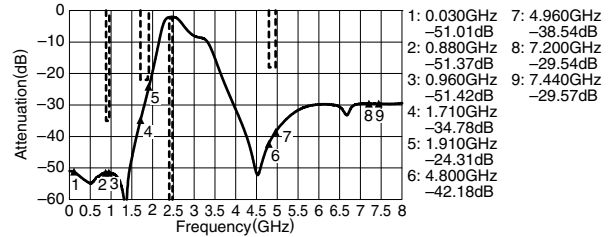
插入损耗	[2402 to 2480MHz]	3.0dB max.
单端特性阻抗	—	50Ω (Nominal)
平衡端口特性阻抗	—	34 + j60Ω
不平衡VSWR	[2402 to 2480MHz]	2max.
平衡VSWR (遵守公称平衡阻抗)	[2402 to 2480MHz]	2max.
衰减量	[880 to 960MHz]	35dB min.
	[1710 to 1880MHz]	22dB min.
	[1880 to 1910MHz]	20dB min.
	[2110 to 2170MHz]	—
	[4804 to 4960MHz]	18dB min.
平衡端口相位差	[2402 to 2480MHz]	180±10.0°
平衡端口电平差	[2402 to 2480MHz]	0±2dB
温度范围	工作时	-40 to +85°C
	保存时	-40 to +85°C

### 频率特性

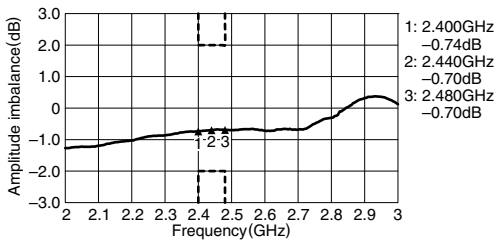
#### SDS21 INSERTION LOSS



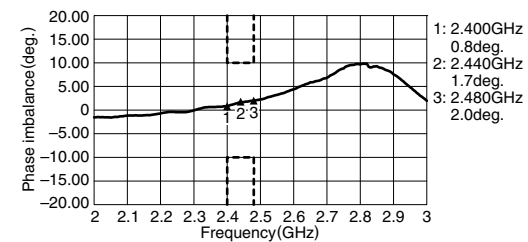
#### SDS21 ATTENUATION



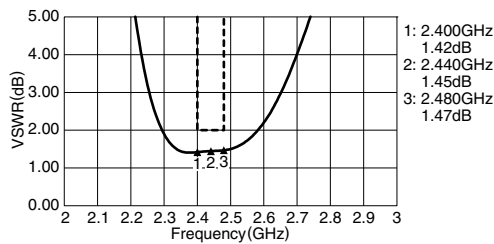
#### AMPLITUDE IMBALANCE



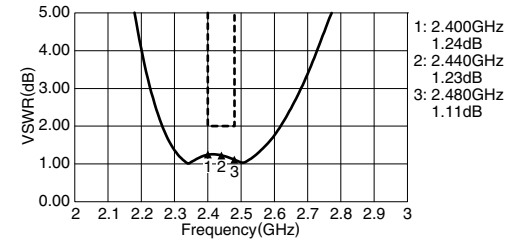
#### PHASE IMBALANCE



#### SSS11 VSWR

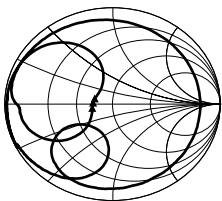


#### SDD22 VSWR

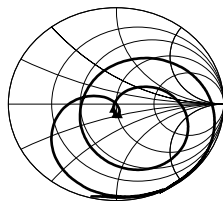


### SMITH CHARTS

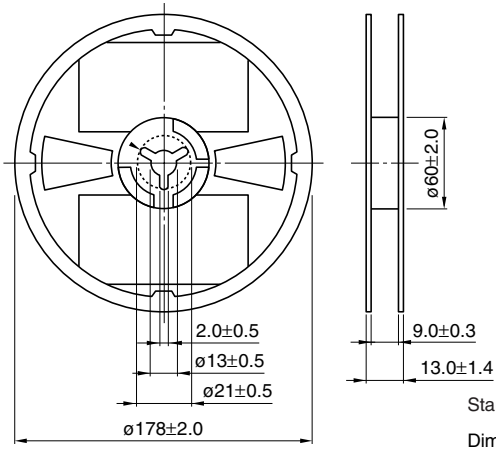
#### SSS11



#### SDD22

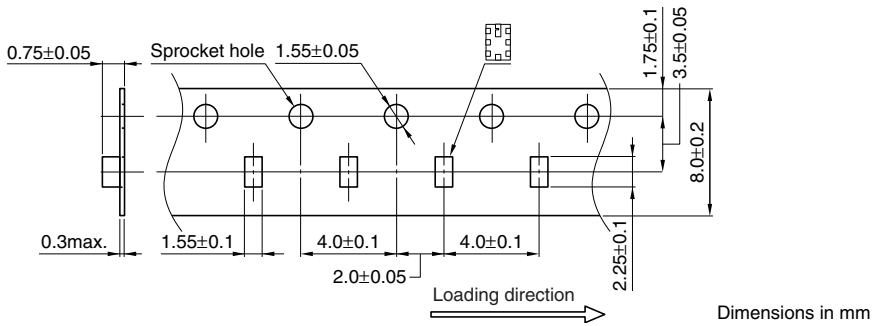


包装形式  
卷尺寸



Standard package quantities: 2000pcs/reel  
Dimensions in mm

卷带尺寸



Dimensions in mm

# 积层贴片带通滤波器（平衡输出型） 蓝牙和2.4GHz W-LAN用

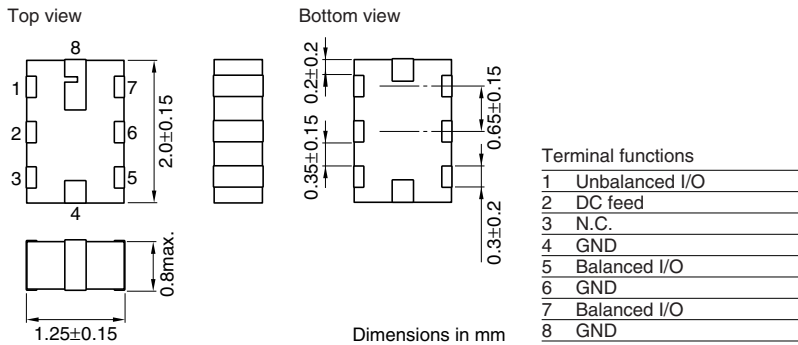
RoHS指令对应产品

DEA系列 DEA202450BT-7099A1

## 特点

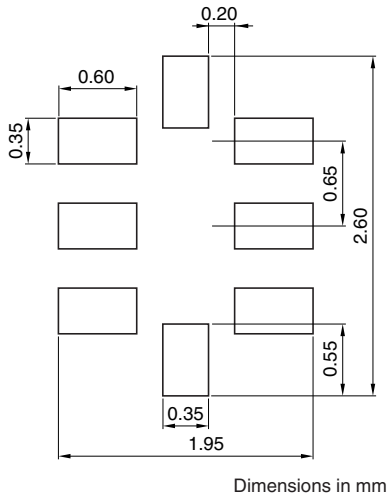
- 超小型平衡带通滤波器。
- 与 $24+j48.8\Omega$ 匹配。
- 尺寸为 $2.0\times 1.25\text{mm}$ 。
- 厚度为最大 $0.8\text{mm}$ 的低背型。

## 形状·尺寸



The identification marking in figure refer to prototype components only.  
A different component mark is used for mass production.

## 推荐印刷电路板图样



- Pin 2 of the filter provides a DC feed connection to the balanced ports.
- In the event that this function is used pin 2 should be connected to ground using a de-coupling capacitor.

● RoHS 指令的对应：表示除了依据 EU Directive 2002/95/EC 免除的用途之外，未使用铅，镉，汞，六价铬及特定溴系难燃剂 PBB，PBDE 等。

· 记载内容，在没有予告的情况下有可能改进和变更，请予以谅解。

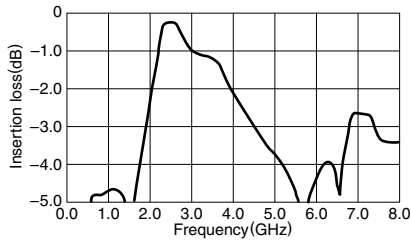


## 电气特性

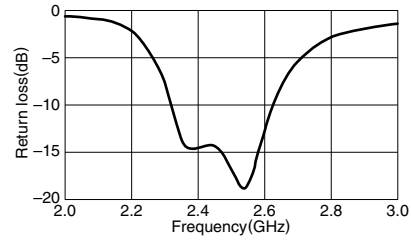
插入损耗	[2402 to 2480MHz]	2.3dB typ.
单端特性阻抗	—	50Ω (Nominal)
平衡端口特性阻抗	—	24 + j48.8Ω
不平衡回波损耗	[2402 to 2480MHz]	11.9dB typ.
平衡回波损耗 (遵守公称平衡阻抗)		11dB typ.
衰减量	[880 to 960MHz]	47dB typ.
	[1710 to 1880MHz]	29dB typ.
	[1880 to 1910MHz]	27dB typ.
	[2110 to 2170MHz]	10dB typ.
	[4804 to 4960MHz]	36dB typ.
平衡端口相位差	[2402 to 2480MHz]	176deg typ.
平衡端口电平差	[2402 to 2480MHz]	0.9dB typ.
温度范围	工作时	-40 to +85°C
	保存时	-40 to +85°C

## 频率特性

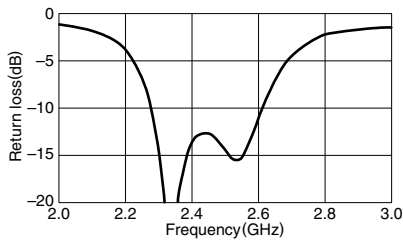
### INSERTION LOSS/ATTENUATION



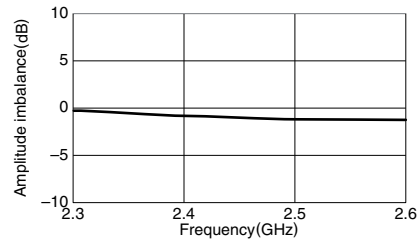
### RETURN LOSS(Unbalance)



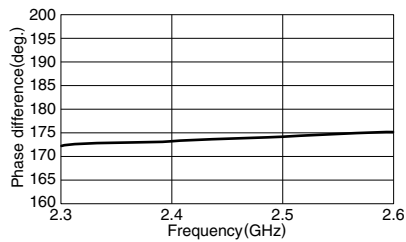
### RETURN LOSS(Balance)



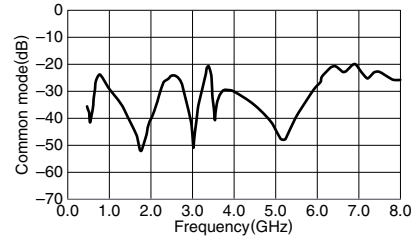
### AMPLITUDE IMBALANCE



### PHASE DIFFERENCE



### COMMON MODE

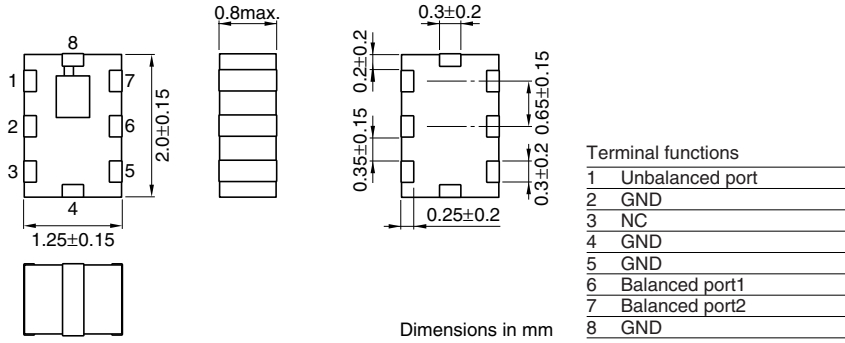


# 积层贴片带通滤波器 (平衡输出型) 蓝牙和2.4GHz W-LAN用

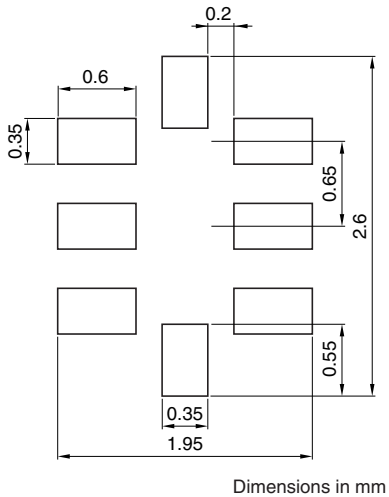
RoHS指令对应产品

DEA 系列 DEA202450BT-7100C1

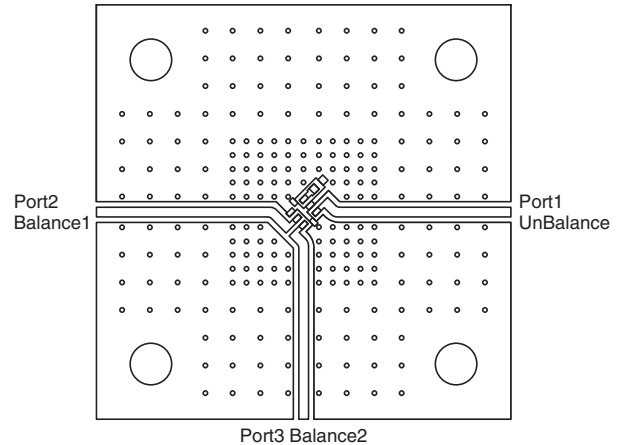
## 形状·尺寸



## 推荐印刷电路板图样



## EVALUATION BOARD



Port extension value  
 Port1 = 139.56p[sec]  
 Port2 = 143.16p[sec]  
 Port3 = 139.56p[sec]

● RoHS 指令的对应: 表示除了依据 EU Directive 2002/95/EC 免除的用途之外, 未使用铅, 镉, 汞, 六价铬及特定溴系难燃剂 PBB, PBDE 等。

· 记载内容, 在没有予告的情况下有可能改进和变更, 请予以谅解。

**电气特性**

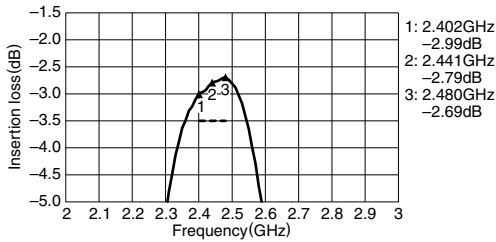
项目		最小值	代表值	最大值
不平衡端口特性阻抗	(Ω)	50[Nominal]		
平衡端口特性阻抗	(Ω)	25+j30[Nominal]		
差模插入损耗	[2402 to 2480MHz]	(dB)	—	3.5
	[65 to 108MHz]	(dB)	35	70
	[824 to 960MHz]	(dB)	35	46
差模衰减量	[1570 to 1580MHz]	(dB)	30	43
[100Ω reference]	[1710 to 1990MHz]	(dB)	35	44
	[2010 to 2170MHz]	(dB)	23	31
	[7200 to 7500MHz]	(dB)	20	40
共模衰减量	[1570 to 1580MHz]	(dB)	30	34
[25Ω reference]	[1710 to 1990MHz]	(dB)	20	36
	[2010 to 2170MHz]	(dB)	20	33
	[4800 to 5000MHz]	(dB)	18	25
In/out回波损耗		(dB)	9	13
相位差		(deg.)	180±10	174
电平差		(dB)	0±2.8	1.7
温度范围	工作时	(°C)	-40	+85
	保存时	(°C)	-40	+85

· Ta:+25°C

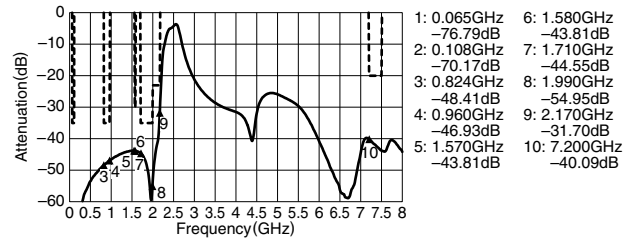
**频率特性**

**Unbalance 50Ω/Balance 25+j30Ω**

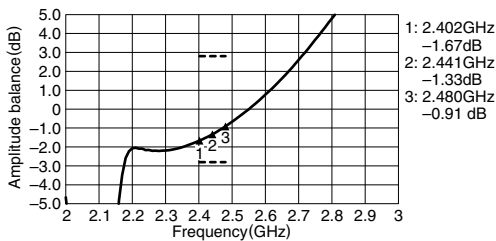
**SDS21 INSERTION LOSS**



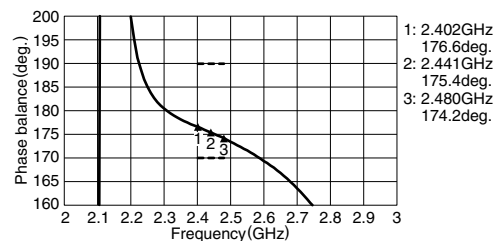
**SDS21 ATTENUATION[100Ω REFERENCE]**



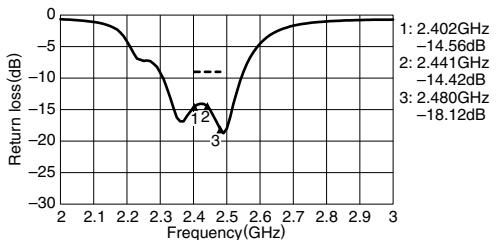
**AMPLITUDE BALANCE**



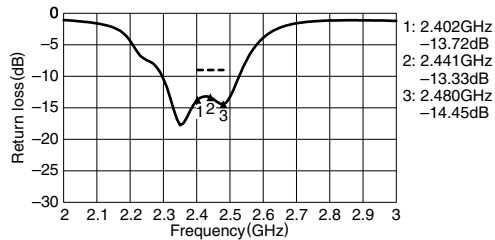
**PHASE BALANCE**



**SSS11 UNBALANCE RETURN LOSS**



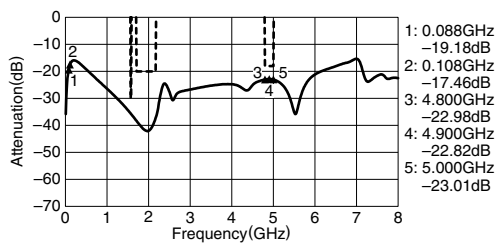
**SDD22 BALANCE RETURN LOSS**



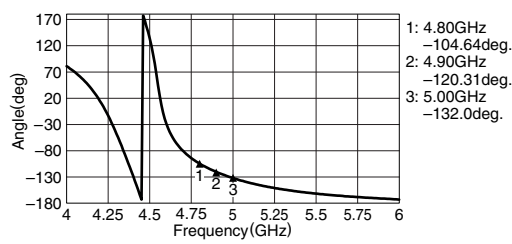
### 频率特性

Unbalance 50Ω/Balance 25+j30Ω

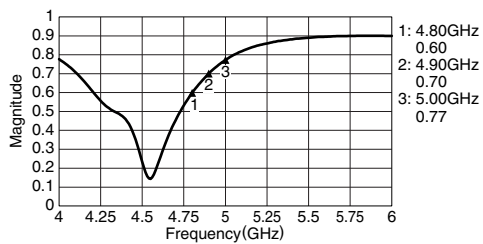
#### SCS21 ATTENUATION[25Ω REFERENCE]



#### SCC22 ANGLE[25Ω REFERENCE]



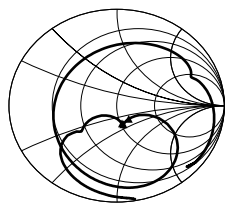
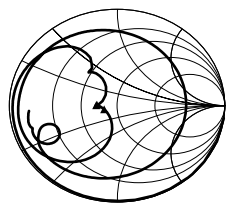
#### SCC22 MAGNITUDE[25Ω REFERENCE]



### 史密斯圆图

S11

SDD22



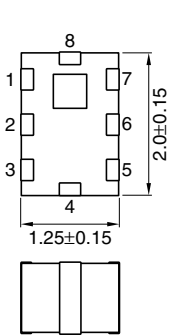
# 积层贴片带通滤波器 (平衡输出型) 蓝牙和2.4GHz W-LAN用

RoHS指令对应产品

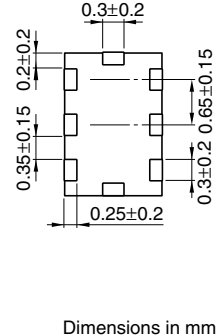
DEA 系列 DEA202350BT-7196A1

## 形状·尺寸

Top view



Bottom view

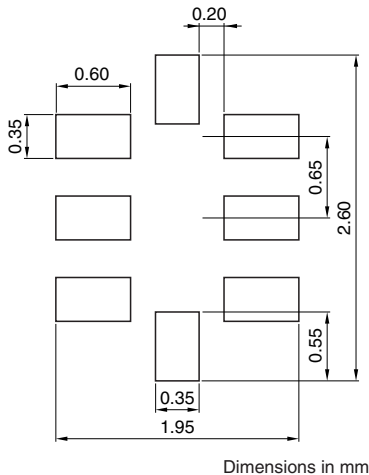


Dimensions in mm

### Terminal functions

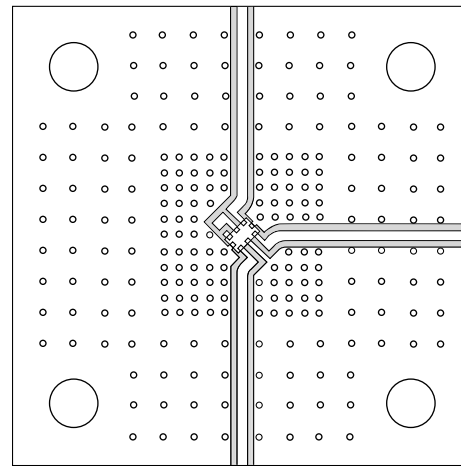
1	Unbalanced port
2	NC
3	NC
4	GND
5	Balanced port
6	GND
7	Balanced port
8	GND

## 推荐印刷电路板图样



Dimensions in mm

## EVALUATION BOARD



Port extension value is 139.56ps for all port.

## 电气特性

项目			代表值
频率范围 (频带)	2300 to 2400MHz		
插入损耗	[+25°C]	2.2dB max.	1.76dB
	[-40 to +85°C]	2.5dB max.	—
单端特性阻抗	50Ω (Nominal)		—
平衡端口微分特性阻抗	100dB		—
	[500 to 1000MHz]	34dB min.	44.3dB
	[1000 to 1785MHz]	26dB min.	31.6dB
	[1785 to 1880MHz]	25dB min.	34.9dB
	[1880 to 1980MHz]	15dB min.	22.6dB
单端回波损耗	[2720 to 5900MHz]	10dB min.	13.2dB
	[2300 to 2400MHz]	—	17dB
相位差	[2300 to 2400MHz]	—	185.1deg.
电平差	[2300 to 2400MHz]	—	0.13dB
温度范围	工作时	-40 to +85°C	
	保存时	-40 to +85°C	

· Ta: +25°C

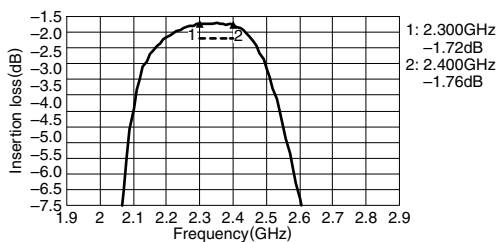
● RoHS 指令的对应: 表示除了依据 EU Directive 2002/95/EC 免除的用途之外, 未使用铅, 镉, 汞, 六价铬及特定溴系难燃剂 PBB, PBDE 等。

· 记载内容, 在没有予告的情况下有可能改进和变更, 请予以谅解。

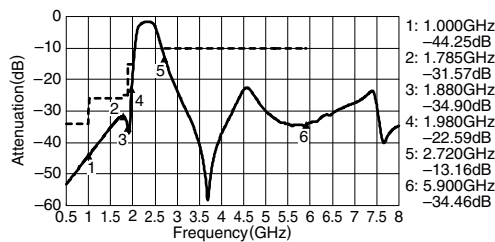
### 频率特性

Unbalance 50Ω/Balance 100Ω

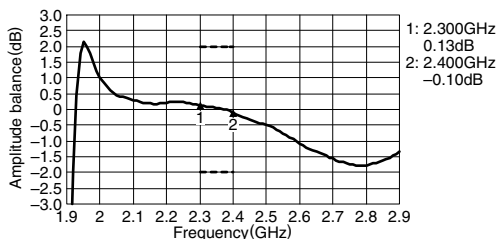
#### SDS21 INSERTION LOSS



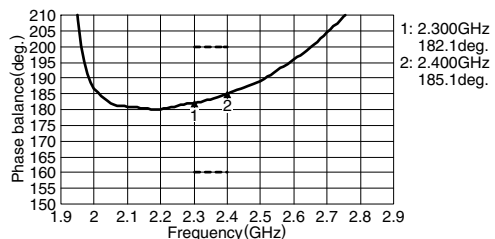
#### SDS21 ATTENUATION



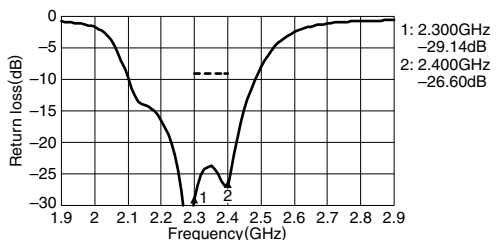
#### AMPLITUDE BALANCE



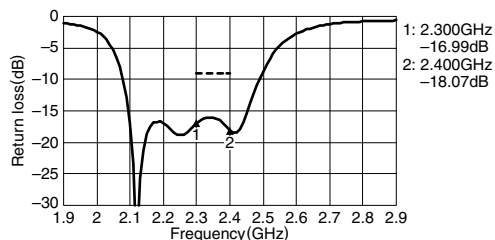
#### PHASE BALANCE



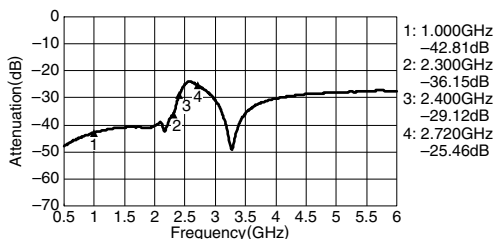
#### S11 UNBALANCE RETURN LOSS



#### SDD22 BALANCE RETURN LOSS



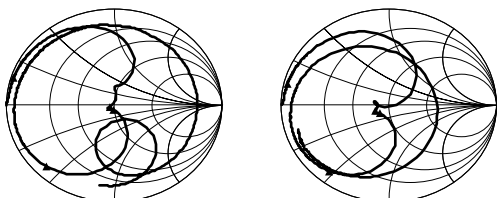
#### SCS21



### 史密斯圆图

S11

SDD22

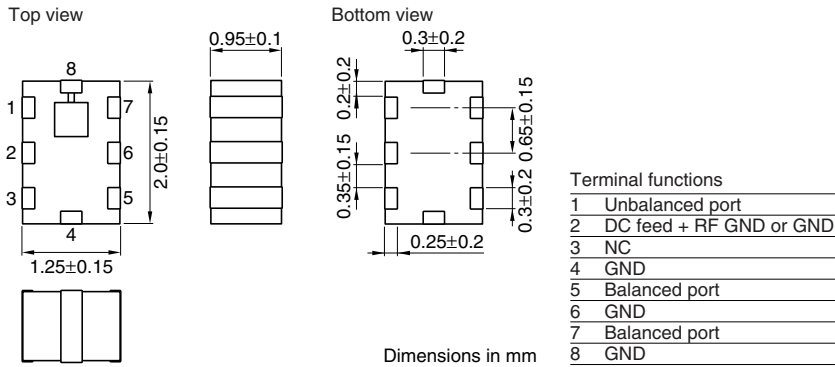


# 积层贴片带通滤波器 (平衡输出型) 蓝牙和2.4GHz W-LAN用

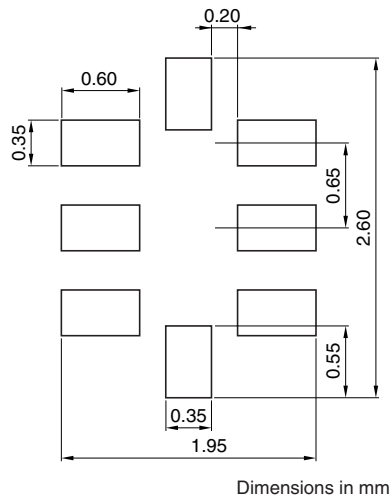
RoHS指令对应产品

DEA 系列 DEA202450BT-7077A1

## 形状·尺寸



## 推荐印刷电路板图样



● RoHS 指令的对应: 表示除了依据 EU Directive 2002/95/EC 免除的用途之外, 未使用铅, 镉, 汞, 六价铬及特定溴系难燃剂 PBB, PBDE 等。

· 记载内容, 在没有予告的情况下有可能改进和变更, 请予以谅解。

### 电气特性

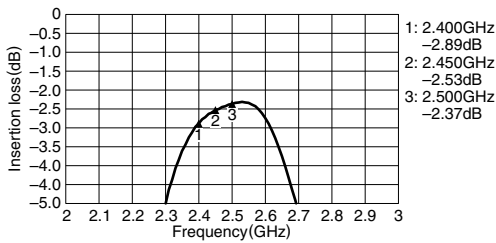
频率范围 (频带)		2400MHz	2500MHz
插入损耗	[+25°C]	—	3.5dB max.
	[-40 to +85°C]	—	3.8dB max.
单端特性阻抗		50Ω (Nominal)	—
平衡端口微分特性阻抗		34+j72Ω (Nominal)	—
衰减量	[880 to 960MHz]	40dB	—
	[1710 to 1880MHz]	38dB	—
	[1880 to 1990MHz]	38dB	—
	[2110 to 2170MHz]	17dB	—
	[4800 to 5000MHz]	25dB	—
	[7200 to 7500MHz]	27dB	—
单端回波损耗	[2400 to 2500MHz]	9.0dB	—
平衡回波损耗	[2400 to 2500MHz]	9.0dB	—
相位差		170deg.	190deg.
电平差		-1.0dB	1.0dB
温度范围	工作时	-40 to +85°C	
	保存时	-40 to +85°C	

· Ta: +25°C

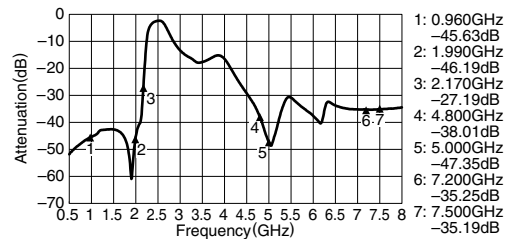
### 频率特性

Unbalance 50Ω/Balance 34+j72Ω

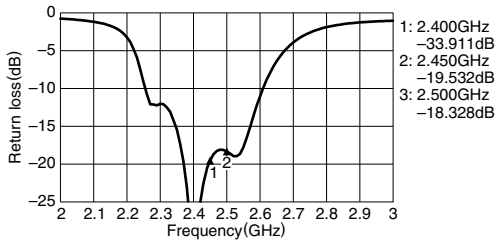
#### SDS21 INSERTION LOSS



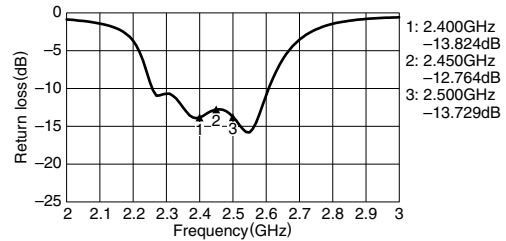
#### SDS21 ATTENUATION



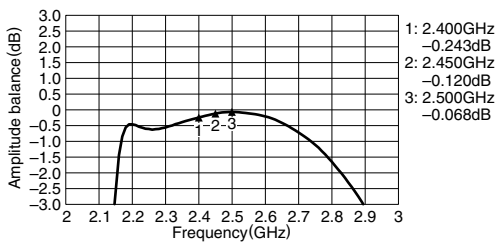
#### S11 UNBALANCE RETURN LOSS



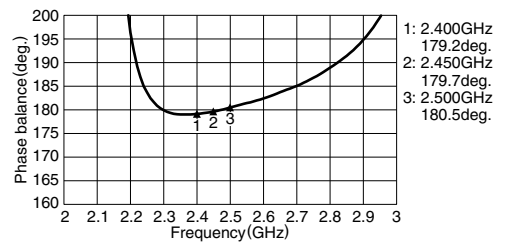
#### SDD22 BALANCE RETURN LOSS



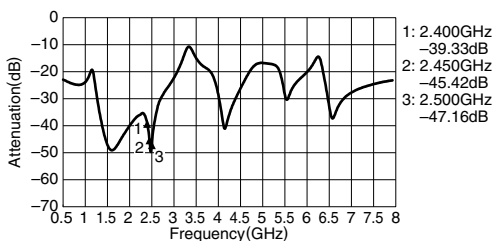
#### AMPLITUDE BALANCE



#### PHASE BALANCE



#### SCS21 CMRR



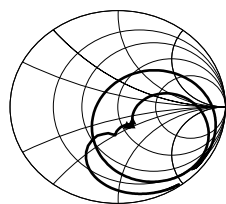
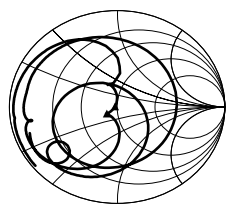
· 记载内容，在没有予告的情况下有可能改进和变更，请予以谅解。



史密斯圆图

S11

SDD22

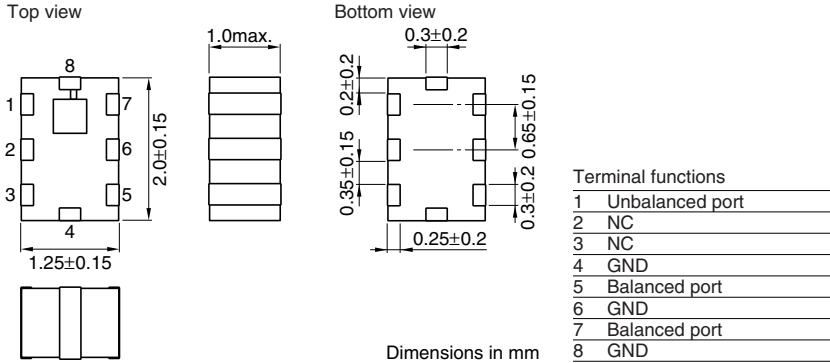


# 积层贴片带通滤波器 (平衡输出型) 蓝牙和2.4GHz W-LAN用

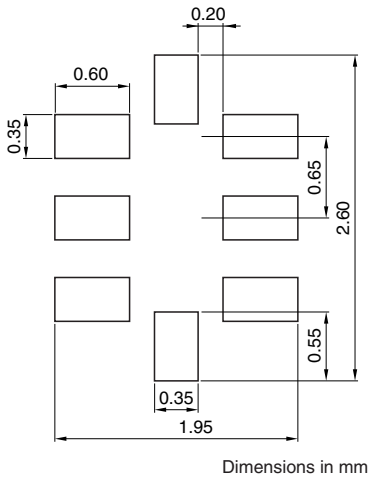
RoHS指令对应产品

DEA 系列 DEA202450BT-7089C3

## 形状·尺寸



## 推荐印刷电路板图样



## 电气特性

项目			代表值
频率范围 (频带)	2400 to 2500MHz		
插入损耗	[+25°C]	3.4dB max.	2.95dB
	[-40 to +85°C]	3.7dB max.	—
单端特性阻抗	50Ω (Nominal)		—
平衡端口微分特性阻抗	[10 to 915MHz]	40dB min.	46dB
	[925 to 960MHz]	39dB min.	45dB
	[1570 to 1580MHz]	30dB min.	44dB
	[1710 to 1785MHz]	39dB min.	47dB
	[1805 to 1880MHz]	25dB min.	55dB
	[1850 to 1910MHz]	38dB min.	51dB
	[1920 to 1990MHz]	33dB min.	48dB
	[2112 to 2168MHz]	20dB min.	31dB
	[4800 to 5000MHz]	26dB min.	38dB
	[7200 to 7500MHz]	26dB min.	35dB
单端回波损耗	[2400 to 2500MHz]	8.5dB min.	13dB
平衡回波损耗	[2400 to 2500MHz]	8.5dB min.	14dB
相位差	[2400 to 2500MHz]	180±10deg.	183deg.
电平差	[2400 to 2500MHz]	0±2.0dB	-0.5dB
温度范围	工作时	-40 to +85°C	
	保存时	-40 to +85°C	

· Ta: +25°C

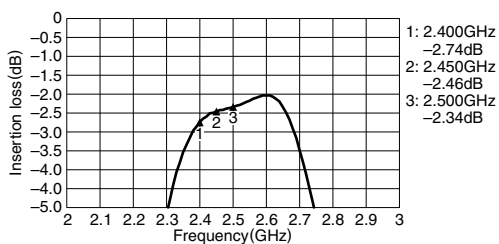
● RoHS 指令的对应: 表示除了依据 EU Directive 2002/95/EC 免除的用途之外, 未使用铅, 镉, 汞, 六价铬及特定溴系阻燃剂 PBB, PBDE 等。

· 记载内容, 在没有予告的情况下有可能改进和变更, 请予以谅解。

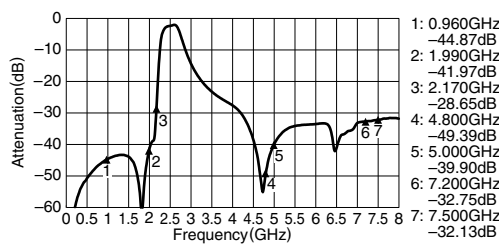
### 频率特性

Unbalance 50Ω/Balance 55+j50Ω

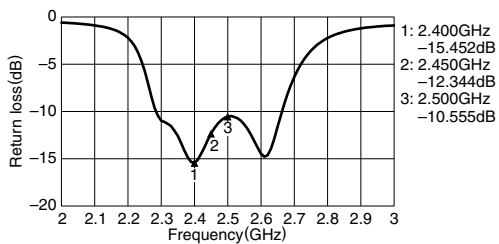
#### SDS21 INSERTION LOSS



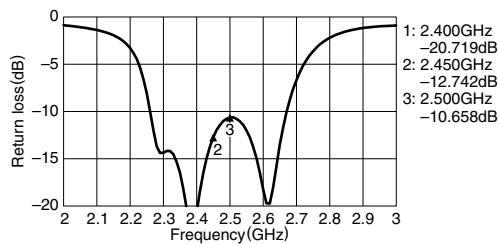
#### SDS21 ATTENUATION



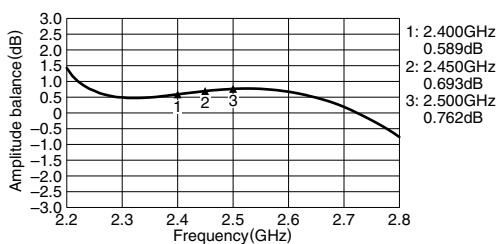
#### S11 UNBALANCE RETURN LOSS



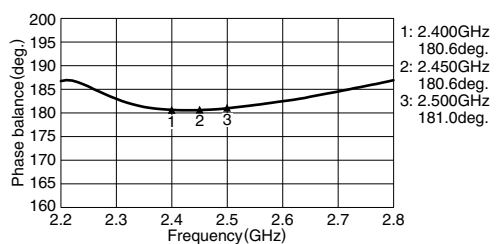
#### SDD22 BALANCE RETURN LOSS



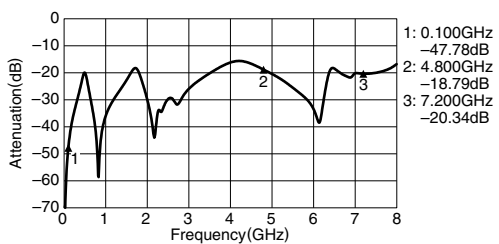
#### AMPLITUDE BALANCE



#### PHASE BALANCE



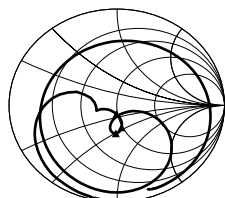
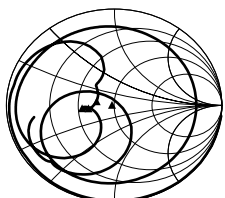
#### SCS21 CMRR



### 史密斯圆图

S11

SDD22



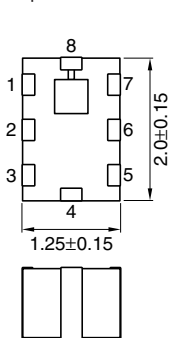
# 积层贴片带通滤波器 (平衡输出型) 蓝牙和2.4GHz W-LAN用

RoHS指令对应产品

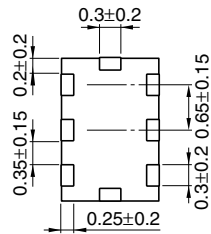
DEA 系列 DEA202450BT-7112B1

### 形状·尺寸

Top view



Bottom view

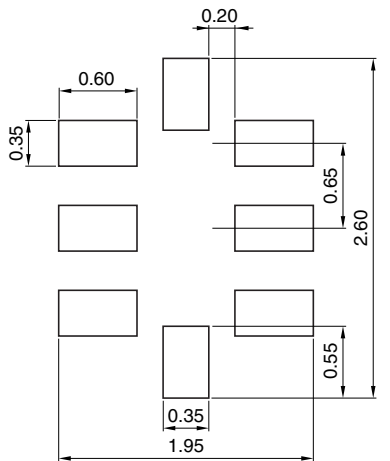


Dimensions in mm

#### Terminal functions

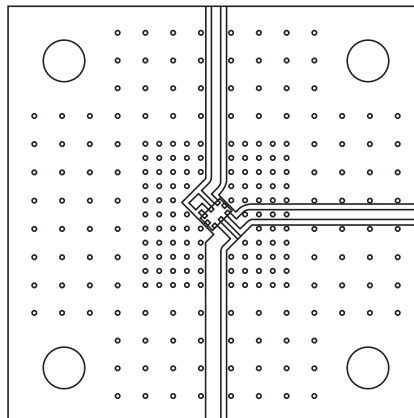
1	Unbalanced port
2	NC
3	NC
4	GND
5	Balanced port
6	GND
7	Balanced port
8	GND

### 推荐印刷电路板图样



Dimensions in mm

### EVALUATION BOARD



Port extension value is 139.56ps for all port.

● RoHS 指令的对应: 表示除了依据 EU Directive 2002/95/EC 免除的用途之外, 未使用铅, 镉, 汞, 六价铬及特定溴系难燃剂 PBB, PBDE 等。

· 记载内容, 在没有予告的情况下有可能改进和变更, 请予以谅解。

## 电气特性

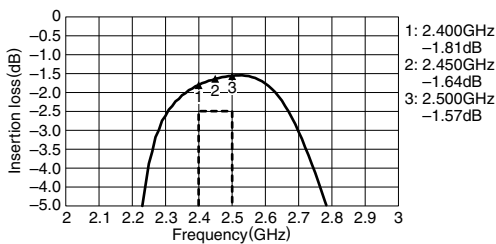
频率范围 (频带)		2400MHz	2500MHz
插入损耗	[+25°C]	—	2.5dB max.
	[-40 to +85°C]	—	2.8dB max.
单端特性阻抗		50Ω (Nominal)	—
平衡端口微分特性阻抗		50+j40Ω (Nominal)	—
衰减量	[10 to 915MHz]	41dB	—
	[925 to 960MHz]	34dB	—
	[1570 to 1580MHz]	30dB	—
	[1710 to 1785MHz]	40dB	—
	[1805 to 1880MHz]	26dB	—
	[1850 to 1910MHz]	40dB	—
	[1920 to 1990MHz]	31dB	—
	[4800 to 5000MHz]	25dB	—
单端回波损耗	[2400 to 2500MHz]	9dB	—
平衡回波损耗	[2400 to 2500MHz]	9dB	—
相位差	[2400 to 2500MHz]	170deg.	190deg.
电平差	[2400 to 2500MHz]	-2dB	2dB
共模衰减量	[88 to 108MHz]	15dB	—
	[4800 to 5000MHz]	18dB	—
共模阻抗 [4900MHz]	模值	0.6	—
	相角	-45deg.	12deg.
温度范围	工作时	-40 to +85°C	—
	保存时	-40 to +85°C	—

· Ta: +25°C

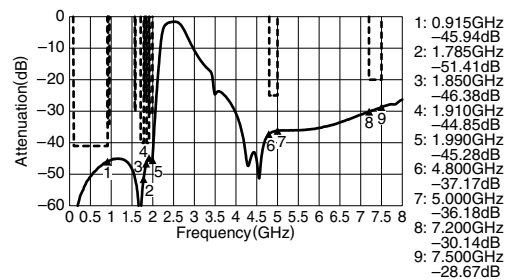
## 频率特性

Unbalance 50Ω/Balance 50+j40Ω

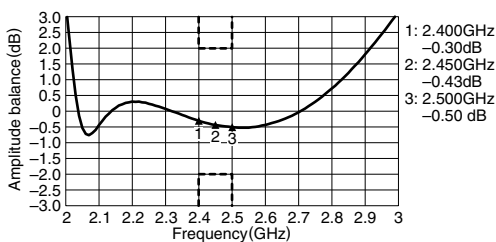
### SDS21 插入损耗



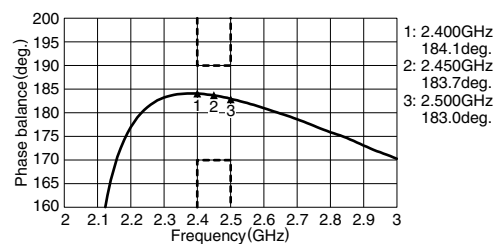
### SDS21 衰减量



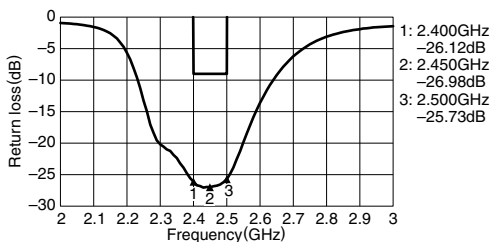
### AMPLITUDE BALANCE



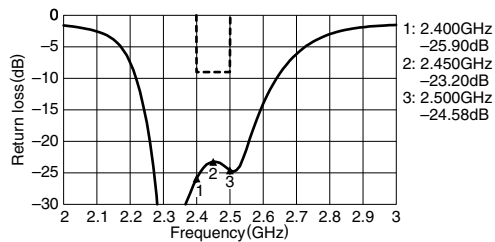
### PHASE BALANCE



### S11 UNBALANCE RETURN LOSS



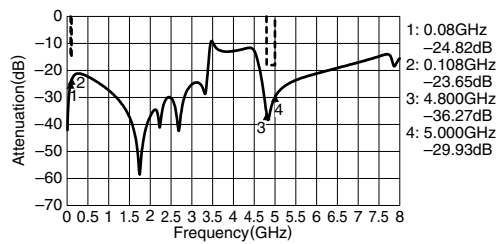
### SDD22 BALANCE RETURN LOSS



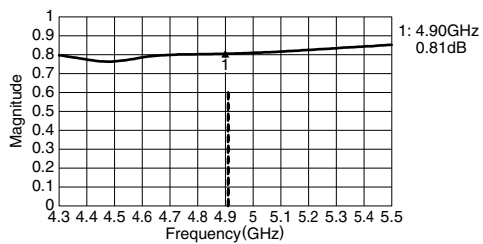
### 频率特性

Unbalance 50Ω/Balance 50+j40Ω

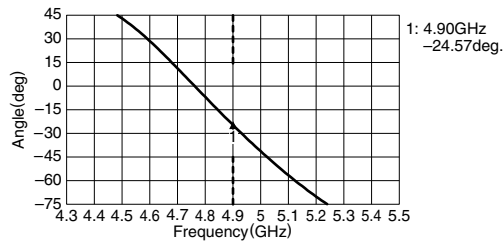
SCS21



### SCC22 MAGNITUDE



### SCC22 ANGLE

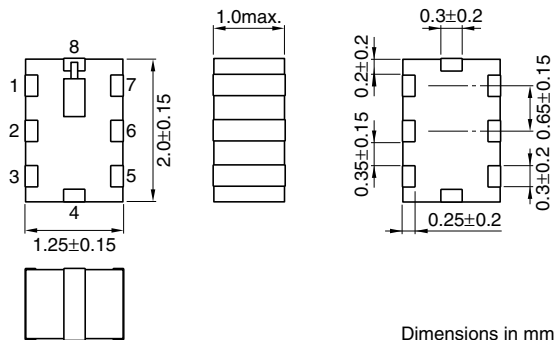


# 积层贴片带通滤波器 (平衡输出型) 蓝牙和2.4GHz W-LAN用

RoHS指令对应产品

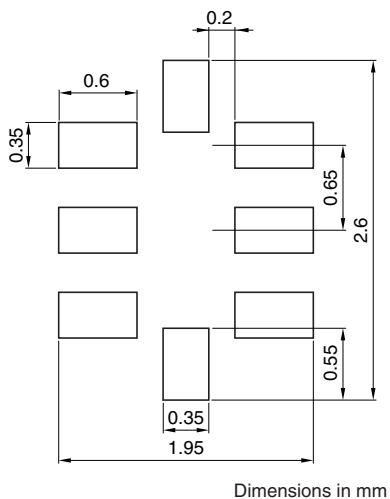
DEA 系列 DEA202450BT-7112E1

## 形状·尺寸

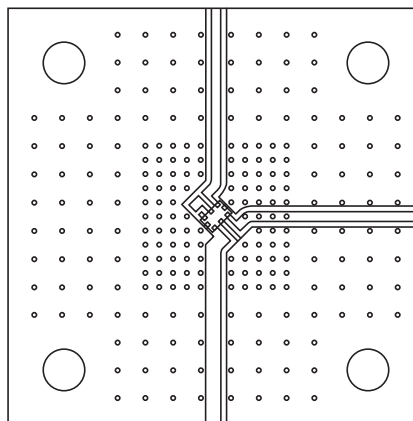


Terminal functions	
1	Unbalanced port
2	NC
3	NC
4	GND
5	Balanced port
6	GND
7	Balanced port
8	GND

## 推荐印刷电路板图样



## EVALUATION BOARD



Port extension value is 139.56ps for all port.

● RoHS 指令的对应: 表示除了依据 EU Directive 2002/95/EC 免除的用途之外, 未使用铅, 镉, 汞, 六价铬及特定溴系难燃剂 PBB, PBDE 等。

· 记载内容, 在没有予告的情况下有可能改进和变更, 请予以谅解。

## 电气特性

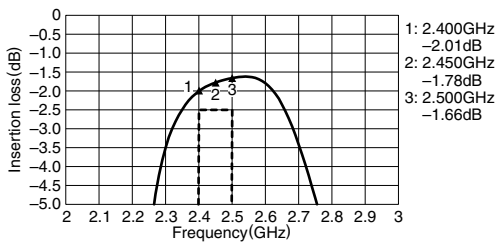
项目		最小值	代表值	最大值
频率范围 (频带)		(MHz)	2400	2500
插入损耗	[+25°C]	(dB)	—	2.5
	[-40 to +85°C]	(dB)	—	2.8
单端特性阻抗		(Ω)	50[Nominal]	
平衡端口微分特性阻抗		(Ω)	50+j40	
衰减量	[10 to 915MHz]	(dB)	41	—
	[925 to 960MHz]	(dB)	34	—
	[1570 to 1580MHz]	(dB)	30	—
	[1710 to 1785MHz]	(dB)	40	—
	[1805 to 1880MHz]	(dB)	26	—
	[1850 to 1910MHz]	(dB)	40	—
	[1920 to 1990MHz]	(dB)	31	—
	[4800 to 5000MHz]	(dB)	25	—
单端回波损耗	[2400 to 2500MHz]	(dB)	9	—
平衡回波损耗	[2400 to 2500MHz]	(dB)	9	—
相位差	[2400 to 2500MHz]	(deg.)	170	190
电平差	[2400 to 2500MHz]	(dB)	-2	2
共模衰减量	[88 to 108MHz]	(dB)	15	—
	[4800 to 5000MHz]	(dB)	18	—
共模阻抗 [4900MHz]	模值		0.6	—
	相角	(deg.)	15	75
功率容量		(mW)	—	500
温度范围	工作时	(°C)	-40	+85
	保存时	(°C)	-40	+85

· Ta:+25°C

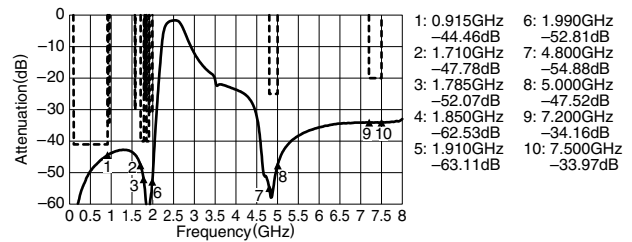
## 频率特性

Unbalance 50Ω/Balance 50+j40Ω

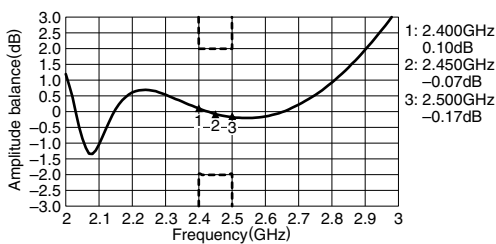
### SDS21 INSERTION LOSS



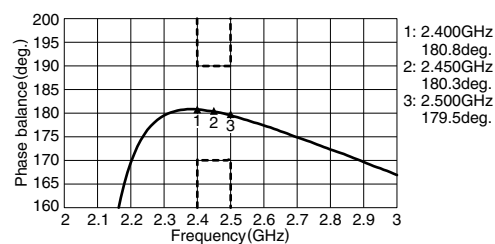
### SDS21 ATTENUATION



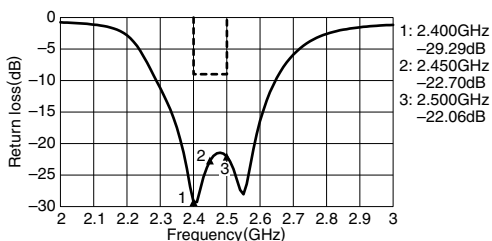
### AMPLITUDE BALANCE



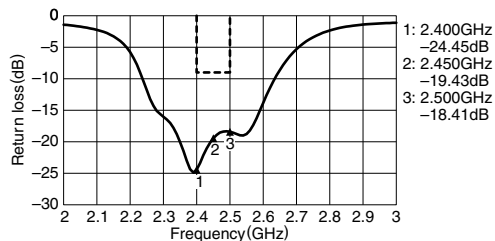
### PHASE BALANCE



### S11 UNBALANCE RETURN LOSS



### SDD22 BALANCE RETURN LOSS



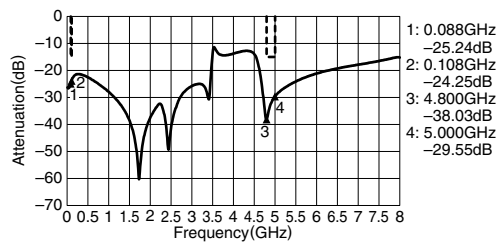
· 记载内容，在没有予告的情况下有可能改进和变更，请予以谅解。



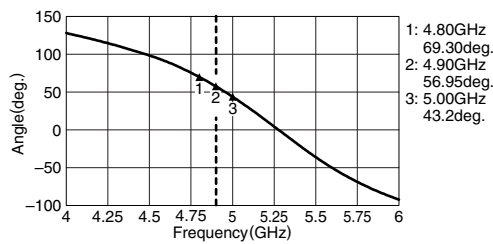
### 频率特性

Unbalance 50Ω/Balance 50+j40Ω

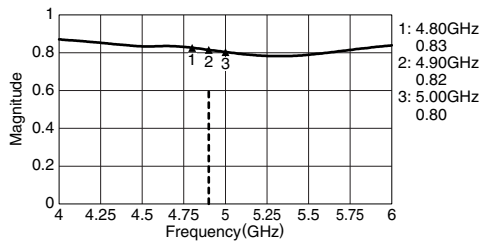
#### SCS21 ATTENUATION



#### SCC22 ANGLE

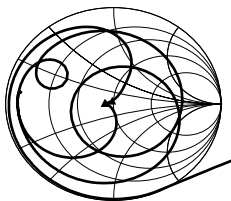


#### SCC22 MAGNITUDE



### 史密斯圆图

S11



SDD22

